



**INSTRUCTIONS D'ASSEMBLAGE**  
**ASSEMBLY INSTRUCTIONS**

---

**M**ONARCH  
SPECIALTIES INC.

**I 3286**

---

**TABLE DE SALON -**  
**BLANC LUSTRE AVEC VERRE TREMPE**

**COFFEE TABLE -**  
**GLOSSY WHITE WITH TEMPERED GLASS**

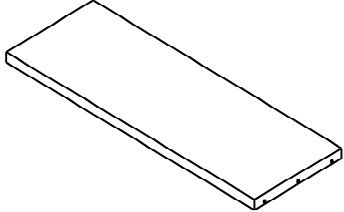




**POUR DE L'ASSISTANCE OU POUR COMMANDER**  
**DES PIÈCES CONTACTEZ NOTRE DÉPARTEMENT**  
**DE SERVICE À LA CLIENTÈLE.**

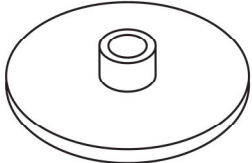

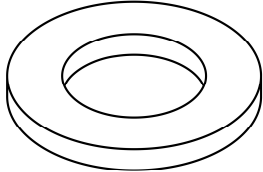
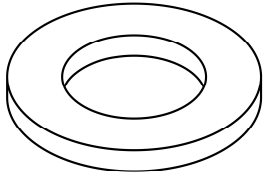
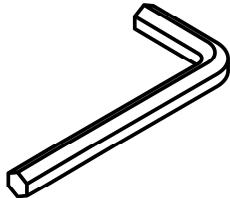
**FOR ASSISTANCE OR TO ORDER PARTS**  
**CONTACT OUR CUSTOMER SERVICE DEPARTMENT**

**WWW.MONARCHSERVICE.COM**

**LISTE DES PIÈCES**  
**PARTS LIST**

PIÈCE / PART #	IMAGE	DESCRIPTION	QTY / QTÉ
1		<p>COFFEE TABLE TOP SURFACE TABLE À CAFÉ</p>	1
2		<p>GLASS PANEL PANNEAU EN VERRE</p>	2
3		<p>PLASTIC BAR BARRE DE PLASTIQUE</p>	2

**LISTE DES PIÈCES DE MONTAGE**  
**HARDWARE LIST**

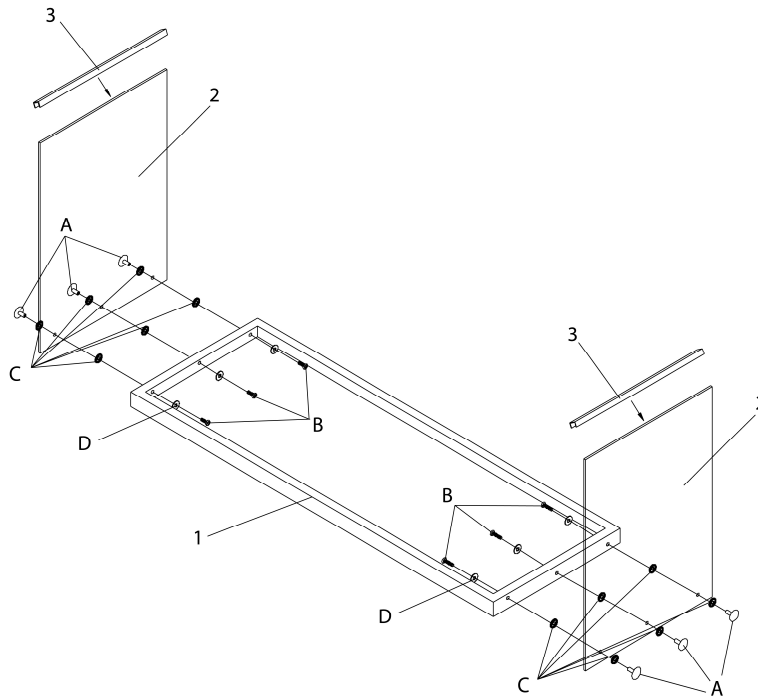
PIÈCE / PART #	IMAGE	DESCRIPTION	QTY / QTÉ
<b>A</b>		SCREW CAP - Ø1/4" X 1 3/8" CAPUCHON DE VIS - Ø1/4" X 1 3/8"	<b>6</b>
<b>B</b>		ASSEMBLING BOLT - Ø1/4" X 1 7/8" BOULON D'ASSEMBLAGE - Ø1/4" X 1 7/8"	<b>6</b>
<b>C</b>		PLASTIC WASHER - Ø3/8" RONDELLE DE PLASTIQUE - Ø3/8"	<b>12</b>
<b>D</b>		METAL WASHER - Ø1/4" RONDELLE DE MÉTAL - Ø1/4"	<b>6</b>
<b>E</b>		HEX KEY CLÉ HEXAGONALE	<b>1</b>



OUTIL DE VÉRIFICATION DE DIMENSIONS DES PIÈCES  
HARDWARE DIMENSIONS VERIFICATION TOOL



ÉTAPE / STEP 1



ÉTAPE / STEP 2

